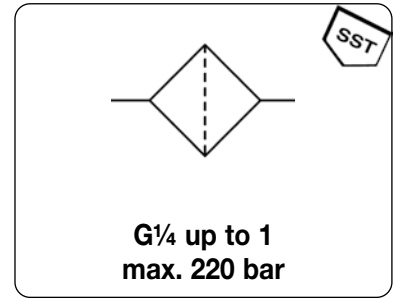


# STAINLESS STEEL COMPRESSED AIR FILTER, UP TO 220 BAR

FH3

<b>Description</b>	Stainless steel filter, without sight glass, very robust design, for compressed air, gases or liquids. Application areas: Chemical industry, petroleum processing, food industry and medical technology.		
<b>Filter element</b>	50 µm, optionally 5 µm, made of SST or Coalescing 0.01 µm / 99,99 %		
<b>Bowl</b>	made of stainless steel, without sight glass		
<b>Operating pressure</b>	max. 220 bar		
<b>Temperature range</b>	-20 °C to 60 °C / -4 °F to 140 °F		
<b>Material</b>	Body: SST 316L, material-no. 1.4404, Bowl: SST 316L, material-no. 1.4404 Inner valve: SST 316L, material-no. 1.4404	optionally brass Filter elements 5/50 µm: SST 316L Elastomer: FKM, optionally EPDM	



Dimensions			Bowl capacity l	Flow rate m <sup>3</sup> /h*1 / l/min*1	Filter element µm	Connection thread G	Order number
A	B	C					

SST Filter, up to 220 bar				50 µm / 5 µm		FH3	
70	123	99	0.04	120	2000	5	G $\frac{1}{4}$ <b>FH3-02G</b>
				160	2670	50	G $\frac{1}{4}$ <b>FH3-02</b>
167	123	99	0.04	120	2000	5	G $\frac{3}{8}$ <b>FH3-03G</b>
				160	2670	50	G $\frac{3}{8}$ <b>FH3-03</b>
196	145	125	0.08	240	4000	5	G $\frac{1}{2}$ <b>FH3-04G</b>
				320	5530	50	G $\frac{1}{2}$ <b>FH3-04</b>
204	145	125	0.08	240	4000	5	G $\frac{3}{4}$ <b>FH3-06G</b>
				320	5530	50	G $\frac{3}{4}$ <b>FH3-06</b>
				240	4000	5	G1 <b>FH3-08G</b>
				320	5530	50	G1 <b>FH3-08</b>



FH3-02/-03/-04



FH3-06/-08

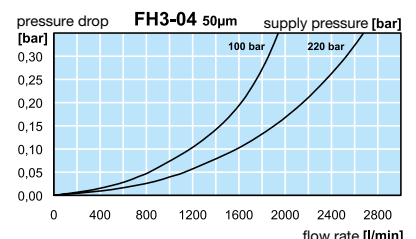
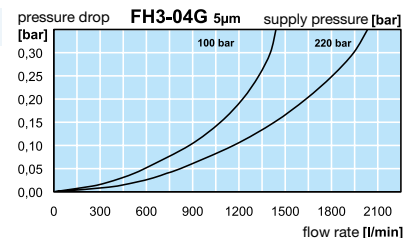
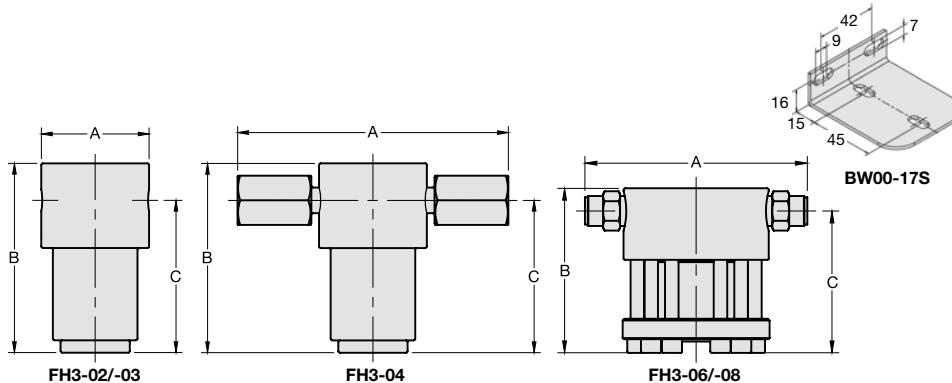
## Special options, add the appropriate letter

<b>Coalescing filter</b>	0.01 µm / 99.99 %, brass version	for G $\frac{1}{4}$ to G $\frac{1}{2}$	FH3- .. IMS
	0.01 µm / 99.99 %, SST version	for G $\frac{1}{4}$ to G $\frac{1}{2}$	FH3- .. I
	0.01 µm / 99.99 %, SST and brass version	for G $\frac{3}{8}$ to G1	FH3- .. I
<b>NPT</b>	connection thread		FH3- .. N
<b>EPDM-elastomer</b>			FH3- .. E
<b>brass body</b>			FH3- .. MS
<b>ammonia</b>	NH <sub>3</sub>		FH3- ... 02
<b>carbon dioxide</b>	CO <sub>2</sub>		FH3- ... 03
<b>argon</b>	Ar		FH3- ... 05
<b>nitrogen</b>	N <sub>2</sub>		FH3- ... 07
<b>helium</b>	He		FH3- ... 09
<b>hydrogen</b>	H <sub>2</sub>		FH3- ... 11
<b>methane</b>	CH <sub>4</sub>		FH3- ... 13
<b>oxygen</b>	O <sub>2</sub>		FH3- ... 15
<b>propane</b>	C <sub>3</sub> H <sub>8</sub>		FH3- ... 16
<b>nitrous oxide</b>	N <sub>2</sub> O		FH3- ... 17
<b>water</b>	H <sub>2</sub> O		FH3- ... W

## Accessories, enclosed

**mouting bracket** with screws

**BW00-17S**



\*1 at max. operating pressure

Extensions: see chapter for FRL service units  
Spare parts: see separate spare parts list

PDF CAD  
www.aircom.net



Order example:  
FH3-02G